


# HydraShed


## Classic Brick Style | Permeable



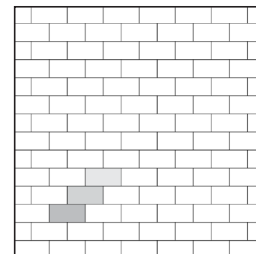
80 MM (3 1/8")




7 7/8" x 3 7/8"




### PATTERNS



Running Bond



Herringbone

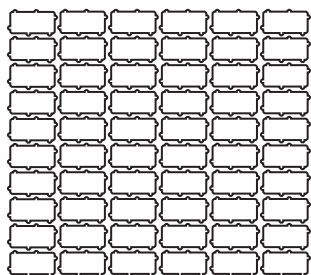


Basketweave

### PALLET SPECIFICATIONS

	Full	Half	Layer
Coverage (ft <sup>2</sup> )	114.8	63.6	12.72
Weight (lbs) (does not include pallet weight)	3,992	2,240	438
Layers	9	5	1
Pieces	540	300	60

### PALLET OVERVIEW



### PERMEABILITY

Joint Width: 10mm  
 % of Surface Opening: 10%  
 Infiltration Rate: > 900 in/hr

### FINISHES



TRADITIONAL FINISH



TABBY FINISH

### TRADITIONAL COLORS



BATTERY GRAY



BONFIRE



SWEET GRASS



SHRIMP BOIL



HAMPTON



NEW CAROLINA



GOLD COAST

### COASTAL COLORS



COLIGNY



NEW SIERRA



CHARLESTON PEARL



JASPER



STORM CLOUD



CANYON

### COOL POOL COLORS



WHITE BROWN



WHITE TAN



WHITE CREAM



WHITE GRAY

Lowcountry Paver Products meet & exceed ASTM C 936 requirements.